

# TEEN PREGNANCY PREVENTION

## SEX EDUCATION

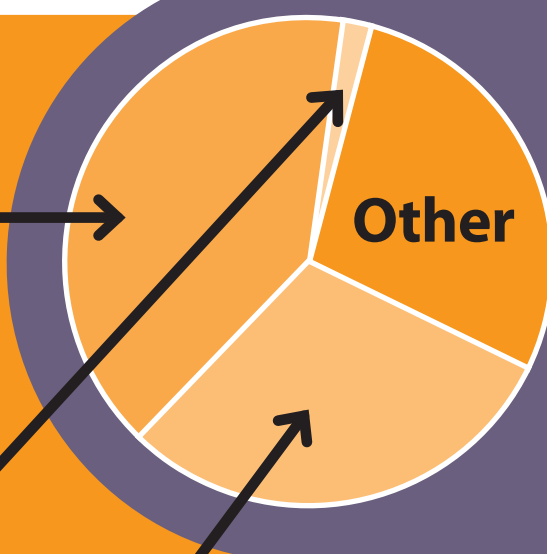
Teens who report that they received comprehensive sex education are

**50% less likely** to experience an unintended pregnancy.<sup>1</sup>

**39% of all sexually active U.S. high school students DID NOT USE a condom the last time they had sex.**<sup>2</sup>



- **Only 40%** of teen mothers finish high school
- **> 2%** of those graduates will earn a college degree by the age of 30
- **30%** of teen girls who drop out of high school cite pregnancy/parenthood as a key reason<sup>3</sup>



## THE COST OF A CHILD

The average cost of raising a child from birth to age 18 is

**\$241,080.**<sup>4</sup>

**67%** of teen mothers who moved out of their own family's household live below the poverty level.<sup>5</sup>



The United States has one of the highest teen pregnancy rates in the developed world. Each year in the U.S., more than 750,000 women aged 15-19 become pregnant. More than 80% of these pregnancies are unintended.<sup>6</sup>




**2x**

Children of teen parents suffer higher rates of abuse and neglect than would occur if their mothers had delayed childbearing.<sup>7</sup>

**3x**

Daughters of teen mothers are three times more likely to become teen mothers themselves when compared to mothers who had a child at age 20-21.<sup>7</sup>



1. Pamela Kohler, et al. "Abstinence-only and Comprehensive Sex Education and the Initiation of Sexual Activity and Teen Pregnancy." Journal of Adolescent Health, April 2008, 42(4): 344-351.  
 2. Centers for Disease Control and Prevention. Youth Risk Behavior Surveillance: United States, 2009. Surveillance Summaries, June 4, 2010. MMWR 2010;59 (No. SS-5).  
 3. Unpublished tabulations by the National Campaign to Prevent Teen and Unplanned Pregnancy. Data from the 2009 and 2010 Current Population Survey, Annual Social and Economic Supplement. Integrated Public Use Microdata Series, Current Population Survey: Version 3.0. [Machine-readable database]. Minneapolis MN: Minnesota Population Center.  
 4. Expenditures on Children by Families, 2012. U.S. Department of Agriculture, Center for Nutrition Policy and Promotion. (August 2013) Miscellaneous Publications No. 1528-2012.  
 5. Unpublished tabulations by the National Campaign to Prevent Teen and Unplanned Pregnancy. Data from the 2009 and 2010 Current Population Survey, Annual Social and Economic Supplement. Integrated Public Use Microdata Series, Current Population Survey: Version 3.0. [Machine-readable database]. Minneapolis MN: Minnesota Population Center.  
 6. Lorrie Gavin, et al., "Sexual and Reproductive Health of Persons Aged 10-24 Years - United States, 2002-2007." Surveillance Summaries, vol. 58, number SS-6 (Atlanta, GA: Centers for Disease Control and Prevention, 17 July 2009).  
 7. Hoffman, S.D., By the Numbers: The Public Costs of Adolescent Childbearing. 2006, The National Campaign to Prevent Teen Pregnancy Washington, DC.



# STEP-BY-STEP PRINTING INSTRUCTIONS:

All PDF documents require the use of Adobe Acrobat Reader, which can be downloaded for free at [www.adobe.com/products/acrobat/readstep2.html](http://www.adobe.com/products/acrobat/readstep2.html).

- 1) Open file in Adobe Acrobat
- 2) File -> Print
- 3) Under Page Size & Handling, highlight the Poster button
  - a. Select tile scale of 100%
  - b. Select an overlap of 0.005 in
  - c. Select poster orientation of Portrait
- 4) Click the Page Setup button at the bottom of the page
  - a. Select paper size to 11 x 17
- 5) Check your Printer Properties by clicking the Properties button after the printer name to ensure
  - a. Color printing is enabled
  - b. Single-sided printing is selected
  - c. Page size is selected as 11 x 17
- 6) Click the Print button at the bottom of the page
- 7) Cut out printed poster and tape 4 printed pages together



Sponsored by: **Realityworks** Live it. Learn it. Experiential Learning Technology

## TEEN PREGNANCY PREVENTION **SEX EDUCATION**

Teens who report that they received comprehensive sex education are **50% less likely** to experience an unintended pregnancy.

**39% of all sexually active U.S. high school students DID NOT USE a condom the last time they had sex.**<sup>2</sup>

- Only 40% of teen mothers finish high school
- > 2% of those graduates will earn a college degree by the age of 30
- 30% of teen girls who drop out of high school cite pregnancy/parenthood as a key reason<sup>3</sup>

### THE COST OF A CHILD






The average cost of raising a child from birth to age 18 is **\$241,080**.<sup>4</sup>

67% of teen mothers who moved out of their own family's household live below the poverty level.<sup>5</sup>

The United States has one of the highest teen pregnancy rates in the developed world. Each year in the U.S., more than 750,000 women aged 15-19 become pregnant. More than 80% of these pregnancies are unintended.<sup>6</sup>

- 2x** Children of teen parents suffer higher rates of abuse and neglect than would occur if their mothers had delayed childbearing.<sup>7</sup>
- 3x** Daughters of teen mothers are three times more likely to become teen mothers themselves when compared to mothers who had a child at age 20-21.<sup>8</sup>

**Realityworks** an employee-owned company  
855.351.8938 | [www.realityworks.com](http://www.realityworks.com)

**Connect with your peers! Connect with us!**  
JOIN US ON     

Be part of the conversation about engaging learners, technology tips, issues facing all areas of education, and much more.

**Check out the community forum at [www.realityworks.com](http://www.realityworks.com)!**

Footnote 1: U.S. Department of Health and Human Services, Office of Population Research, "The National Longitudinal Survey of Adolescent Health: April 2008, 2008-2009."  
Footnote 2: Centers for Disease Control and Prevention, "Teen Sex Behavior: National Survey of Family Growth, 2005-2006." [www.cdc.gov/nchs/data/teen/teen\\_main\\_08-10.pdf](http://www.cdc.gov/nchs/data/teen/teen_main_08-10.pdf).  
Footnote 3: National Longitudinal Survey of Adolescent Health, "The National Longitudinal Survey of Adolescent Health: April 2008, 2008-2009." [www.cdc.gov/nchs/data/teen/teen\\_main\\_08-10.pdf](http://www.cdc.gov/nchs/data/teen/teen_main_08-10.pdf).  
Footnote 4: U.S. Department of Education, "The Cost of Raising a Child: 2002-2010." [www.ed.gov/pressrel/20120713costofraisingchild.html](http://www.ed.gov/pressrel/20120713costofraisingchild.html).  
Footnote 5: U.S. Department of Health and Human Services, "The National Longitudinal Survey of Adolescent Health: April 2008, 2008-2009." [www.cdc.gov/nchs/data/teen/teen\\_main\\_08-10.pdf](http://www.cdc.gov/nchs/data/teen/teen_main_08-10.pdf).  
Footnote 6: U.S. Department of Health and Human Services, "The National Longitudinal Survey of Adolescent Health: April 2008, 2008-2009." [www.cdc.gov/nchs/data/teen/teen\\_main\\_08-10.pdf](http://www.cdc.gov/nchs/data/teen/teen_main_08-10.pdf).  
Footnote 7: U.S. Department of Health and Human Services, "The National Longitudinal Survey of Adolescent Health: April 2008, 2008-2009." [www.cdc.gov/nchs/data/teen/teen\\_main\\_08-10.pdf](http://www.cdc.gov/nchs/data/teen/teen_main_08-10.pdf).  
Footnote 8: U.S. Department of Health and Human Services, "The National Longitudinal Survey of Adolescent Health: April 2008, 2008-2009." [www.cdc.gov/nchs/data/teen/teen\\_main\\_08-10.pdf](http://www.cdc.gov/nchs/data/teen/teen_main_08-10.pdf).

**Connect with your peers! Connect with us!**

JOIN US ON     

Be part of the conversation about engaging learners, technology tips, issues facing all areas of education, and much more.

**Check out the community forum at [www.realityworks.com](http://www.realityworks.com)!**

**Realityworks** ...an employee-owned company  
*Live it. Learn it.*

855.351.8938 | [www.realityworks.com](http://www.realityworks.com)

© 2014 Realityworks, Inc. All rights reserved.

printinfographicinstructions-AJ | 05/2014